









Firehouse Survey

1. Does your department currently use any software(s) for records keeping?				
			Response Percent	Response Count
Yes		96.0%	97	
No		4.0%	4	
If yes, what is the name of the software?			96	
			answered question	101
			skipped question	2




2. Does your department participate in the NFIRS 5.0?				
			Response Percent	Response Count
Yes		99.0%	100	
No		1.0%	1	
			answered question	101
			skipped question	2

3. Do you currently have laptop computers installed in the cabs of your apparatus?				
			Response Percent	Response Count
Yes		20.8%	21	
No		79.2%	80	
If yes, are digital maps utilized to gather information on the area where an incident is occurring?			24	
			answered question	101
			skipped question	2



4. When toned out to a call at a commercial building, what visual information (if any) about the location you are responding to is immediately available? (Check all that apply)

		Response Percent	Response Count
Building blue prints		12.5%	10
HazMat information		46.3%	37
Near by Hydrant locations with flow information		63.8%	51
Sprinkler connection information		42.5%	34
Building use and average occupancy		31.3%	25
Fastest route to take depending on time of day		5.0%	4
Other (please specify)		51.3%	41
		answered question	80
		skipped question	23

5. In reference to question 4, is this information available via:

		Response Percent	Response Count
Computer		31.6%	18
Print-out at the alarm desk		28.1%	16
Dispatch		80.7%	46
		Other (please specify)	22
		answered question	57
		skipped question	46

6. What would be the rough breakdown (in percentages) of types of calls per year for your department?				
		Response Average	Response Total	Response Count
Commercial Structure Fires		3.92	337	86
Residential Structure Fires		13.48	1200	89
Vehicle Crashes		38.72	3446	89
Hazardous Materials (non-vehicle accident)		17.48	1468	84
EMS Assist (medical only)		265.72	23118	87
False Alarms		56.24	5005	89
Other		184.26	12898	70
				answered question
				89
				skipped question
				14

7. Do you like the idea of using computer technology for information gathering while en-route to a call?				
		Response Percent	Response Count	
Yes		95.9%	93	
No		4.1%	4	
				answered question
				97
				skipped question
				6

8. Any suggestions that you have would be welcome, as would the name of your department and (optionally) your own name.		
		Response Count
		51
		answered question
		51
		skipped question
		52